

An array stores multiple values in a single variable. Arrays are a kind of data structure that can store a fixed-size sequential collection of elements of the same type (homogeneous) values. In C#, all arrays are dynamically allocated. An array is used to store a collection of data, but it is often more useful to think of an array as a collection of variables. The actual values are stored in contiguous memory locations. In the case of class objects, the actual objects are stored in a heap segment.

Instead of declaring individual variables, such as number0, number1, ..., and number99, you declare one array variable such as numbers and use numbers[0], numbers[1], and ..., numbers[99] to represent individual variables. A specific element in an array is accessed by an index number

### Arrays are of two types:

- 1) One-dimensional arrays
- 2) Multidimensional arrays

### One dimensional array:

Declaration of one-dimensional array:

To declare an array in C#, a programmer specifies the type of the elements and the number of elements required by an array as follows;

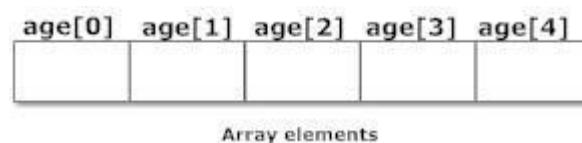
**Syntax:** `data_type[] ArrayName = new data_type[size] ;`

**Example:** `int [] age = new int[5];`

Here, the name of array is age. The size of array is 5, i.e., there are 5 items (elements) of array age. All elements in an array are of the same type (`int`, in this case).

### Array elements

Size of array defines the number of elements in an array. Each element of array can be accessed and used by user according to the need of program. For example: `int age[5];`



**Note** that, the first element is numbered 0, second element 1 and so on

### Initialization of one-dimensional array:

Arrays can be initialized at declaration time in this source code as:

```
int[] age = {12,14,34,13,19};
```

It is not necessary to define the size of arrays during declare with initialization but data not initialize declare time in array then array size must be define.

```
int age[] = {12,14,34,13,19}; // array declare with initialization
```

or

```
int[] age = new int[5]; // array declare without initialization
```

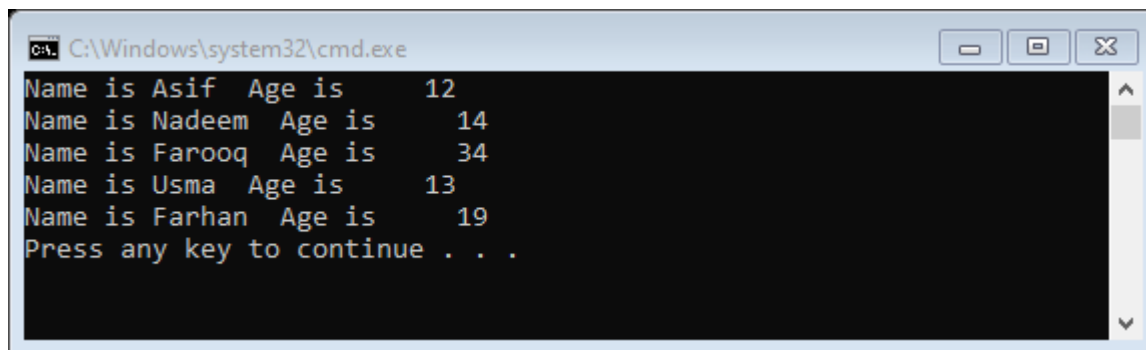
### Accessing array elements

In C# programming, arrays can be accessed and treated like variables in C#.

#### Example:

```
using System;

namespace ArrayClass1
{
    class Program
    {
        static void Main(string[] args)
        {
            int[] age = {12,14,34,13,19};
            string[] name = { "Asif", "Nadeem", "Farooq", "Usma", "Farhan" };
            int i;
            for (i=0; i<=4; i++)
            {
                Console.WriteLine("Name is "+name[i]+" Age is "+age[ i ] );
            }
        }
    }
}
```



```
C:\Windows\system32\cmd.exe
Name is Asif Age is 12
Name is Nadeem Age is 14
Name is Farooq Age is 34
Name is Usma Age is 13
Name is Farhan Age is 19
Press any key to continue . . .
```

The following example creates an indexed array If you have a list of students record items (a list of Roll Number, Name and Grade, storing the RollNo , Name and Grade in three array variables to it, and then prints containing the array values.

```
int[] RollNo = {21,23,14};
String[] Name = { "Mansoor ", "Muhammad ", "Ali Imran"};
char[] Grade = { 'C', 'A', 'D' };

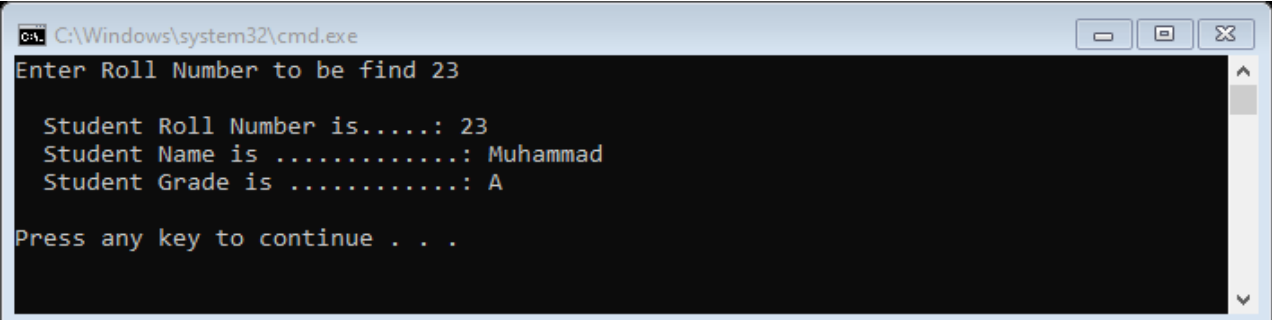
Console.WriteLine (" 1st student Roll Number is "+RollNo[0]+ " Name is "+ Name[0]+ " and Grade is "+ Grade[0]);
Console.WriteLine (" 2nd student Roll Number is "+RollNo[1]+ " Name is "+ Name[1]+ " and Grade is "+ Grade[1]);
Console.WriteLine (" 3rd student Roll Number is "+RollNo[2]+ "Name is " + Name[2]+ " and Grade is "+ Grade[2]);
```

The index can be assigned values manually like this:

```
RollNo[2] = 67;  
Grade[2] = 'B';  
Name[2] = "Farhan";
```

Here you will get program for linear search in C#. In linear search Program, we compare targeted element with each element of the array. If the element is found, then its print student record is displayed.

```
using System;  
namespace ArrayClass1  
{  
    class Program  
    {  
        static void Main(string[] args)  
        {  
            int [] RollNo ={21,23,14};  
            string[] Name = {"Mansoor", "Muhammad", "Ali Imran"};  
            char [] Grade = { 'C', 'A', 'D' };  
            int i, Roll, found=0;  
  
            Console.Write("Enter Roll Number to be find ");  
            Roll = Convert.ToInt16( Console.ReadLine());  
  
            for (i=0 ; i<=2; i++)  
            {  
                if ( Roll == RollNo [ i ] )  
                {  
                    Console.WriteLine("\n Student Roll Number is.....: "+RollNo[ i ]);  
                    Console.WriteLine(" Student Name is .....: "+Name[ i ]);  
                    Console.WriteLine(" Student Grade is .....: "+Grade[ i ]+ "\n" );  
                    found =1;  
                    break;  
                }  
            }  
  
            if (found == 0)  
                Console.WriteLine("\n\nRecord is Not Found\n\n ");  
        }  
    }  
}
```



```
C:\Windows\system32\cmd.exe  
Enter Roll Number to be find 23  
  
Student Roll Number is.....: 23  
Student Name is .....: Muhammad  
Student Grade is .....: A  
  
Press any key to continue . . .
```

## Multi-Dimensional array

In C#, we can create an array of an array, known as a multidimensional array. Data in multidimensional arrays are stored in tabular form There are two Types Dimensional array double (2D) dimensional and three (3D) dimensional array.

### Two (2D) dimensional Array

The two dimensional arrays are such type of arrays which stores an multiple column at each row and column index number instead of single element. It can be created using nested array. These type of arrays can be used to store similar type of elements, but the index is always a number.

### Declaration of Two-Dimensional array:

#### Syntax:

*Data\_type* [num\_of\_rows , num\_of\_column] *arrayName*;

OR

*Data\_type* [ y , x ] *arrayName*;

Where data type can be any valid C# data type and **arrayName** will be a valid C# identifier/Variable.

### Example of Two dimensional array:

```
int[,] twoDarr = new int[10, 20];
```

Size of multidimensional arrays: The total number of elements that can be stored in a multidimensional array can be calculated by multiplying the size of all the dimensions.

The array `int[,] x = new int[10, 20]` can store a total of  $(10 * 20) = 200$  elements.

The Ary two dimensional array can be considered as a table which will have y number of rows and x number of columns. A two-dimensional array Ary, which contains three rows and four columns can be shown as follows.

```
int Ary[3, 4]
```

	Column 0	Column 1	Column 2	Column 3
Row 0	a[0][0]	a[0][1]	a[0][2]	a[0][3]
Row 1	a[1][0]	a[1][1]	a[1][2]	a[1][3]
Row 2	a[2][0]	a[2][1]	a[2][2]	a[2][3]

### Initializing two-dimensional arrays:

Two dimensional arrays may be initialized by specifying bracketed values **for** each row. Following is an array with 3 rows and each row has 4 columns.

#### Example:

```
int[,] ary = {
    {1, 2, 3, 4},           // initializers for row indexed by 0
    {5,6, 7, 8},           // initializers for row indexed by 1
    {9,10, 11, 12},        // initializers for row indexed by 2
};
```

	Column 0	Column 1	Column 2	Column 3
Row 0	1	2	3	4
Row 1	5	6	7	8
Row 2	9	10	11	12

### Accessing Two-Dimensional Array Elements:

An element in a two-dimensional array is accessed by using the subscripts, i.e., row index and column index of the array.

```
int val1, val2;
```

```
val1 = a[0,0]; // value is 1
```

```
val2 = a[1,2]; // value is 7
```

	Column 0	Column 1	Column 2	Column 3
Row 0	1	2	3	4
Row 1	5	6	7	8
Row 2	9	10	11	12

The above 1<sup>st</sup> statement will take the element from the 0 row and 0 column access value is 1 of the array value put in **val1** variable.

The above 2<sup>nd</sup> statement will take the element from the 1 row and 2 column access value is 7 of the array value put in **val2** variable

The nested braces are optional. The following initialization is equivalent to it

```
int ary[ , ] = {1,2,3,4,5,6,7,8,9,10,11,12};
```

The following program example to input income and expenses of seven days and calculate sum of total income and total expenses with the help of double dimension array.

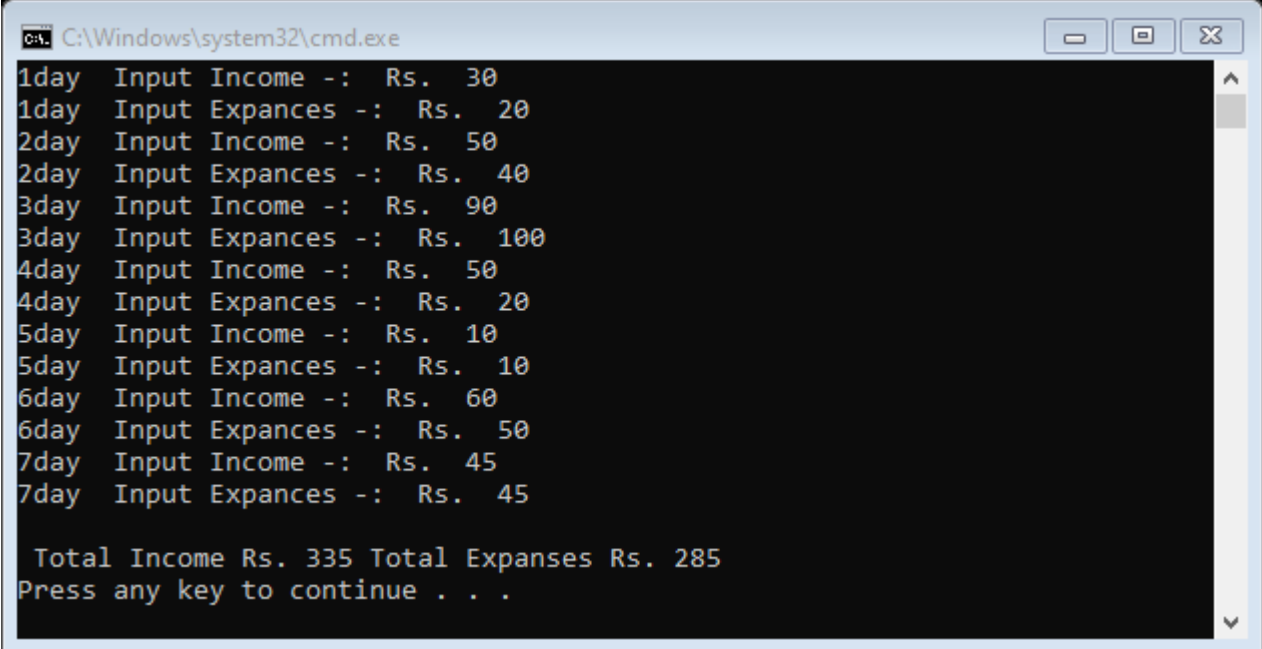
```
using System;
namespace ArrayClass1
{
    class Program
    {
        static void Main(string[] args)
        {
            int[,] IncomeExpanses = new int[7,2];
            int row, TotIncome, TotExpanses;

            TotIncome = TotExpanses = 0;

            for ( row = 0; row < 7; row++ )
            {
                Console.Write (row+1+"day Input Income -: Rs. ");
                IncomeExpanses[row,0] = Convert.ToInt16( Console.ReadLine());

                Console.Write (row+1+"day Input Expanses -: Rs. ");
                IncomeExpanses[row,1] = Convert.ToInt16(Console.ReadLine());
            }
        }
    }
}
```

```
TotIncome += IncomeExpances[ row ,0];
TotExpances += IncomeExpances[ row ,1];
}
Console.WriteLine(" \n Total Income Rs. "+ TotIncome + " Total Expances Rs. "+ TotExpances);
}
}
```



```
C:\Windows\system32\cmd.exe
1day Input Income -: Rs. 30
1day Input Expances -: Rs. 20
2day Input Income -: Rs. 50
2day Input Expances -: Rs. 40
3day Input Income -: Rs. 90
3day Input Expances -: Rs. 100
4day Input Income -: Rs. 50
4day Input Expances -: Rs. 20
5day Input Income -: Rs. 10
5day Input Expances -: Rs. 10
6day Input Income -: Rs. 60
6day Input Expances -: Rs. 50
7day Input Income -: Rs. 45
7day Input Expances -: Rs. 45

Total Income Rs. 335 Total Expances Rs. 285
Press any key to continue . . .
```

Exercise

Theory Questions

1. What is array?
2. What is the difference between a single dimensional array and a multidimensional array?
3. Describe the two (2D) dimension array.

Practical Questions

1. What would be the output of the following Program?

```
int salary[ ] = {50000,40000,20000,30000,60000};
for (int i=4; i>=0; i--)
{
    Console.WriteLine( " Employee "+i + " and Salary is "+ salary[ i ]);
}
}
```

2. Write a program that takes 10 integers as input and prints their sum by using array.
3. Create a MarkSheet for 10 students using arrays which contains the following;

Roll Number

Name

Marks of 3 subjects ( Maths, English and Urdu) and display following form

Student List Of Mark Sheet

---

Roll #	Student Name	Math's	English	Urdu	Obtain Marks	Percentage	Grade
99	xxxxxxxxxxx	99	99	99	999	99.99	xx
99	xxxxxxxxxxx	99	99	99	999	99.99	xx
99	xxxxxxxxxxx	99	99	99	999	99.99	xx

4. Write a program to sort an integer array in ascending order.
5. Write a program that adds up two 2x2 arrays A and B stores the sum in third array C.

Objective MCQ's

1. Which declaration of array is correct?
  - a) `int Number[ ];`
  - b) `Number int[ ];`
  - c) `int[] Number = new int[5];`
  - d) `int Number(5);`

2. The first element number start always from \_\_\_\_ index number.
  - a) 1
  - b) 0
  - c) 2
  - d) NULL
  
3. What is the correct syntax for declaring and initializing an string array?
  - a) `string Names[ ][ ] = array{"Asif" - "Muhammad" - "Kamran" - "Umer Ahmed"};`
  - b) `string Names[4][10 ] = {Asif , Muhammad , Kamran , Umer Ahmed};`
  - c) `string Names[4 , 10 ] = ("Asif" , "Muhammad" , "Kamran" , "Umer Ahmed");`
  - d) `string Names[4][10 ] = {"Asif" , "Muhammad" , "Kamran" , "Umer Ahmed"};`
  
4. When you pass an array as an argument to a function, what is actually passed?
  - a) The values of all elements in array
  - b) The address of the array
  - c) The address of the first element in the array
  - d) The value of first element in the array
  
5. The following declares a two dimensional float array name **No** with 5 rows and 3 column
  - a) `float No[3,5];`
  - b) `float No[5,3];`
  - c) `float No[3][5];`
  - d) `float No[5][3];`
  
6. An array is a collection of variable's in C#
  - a) Different data types scattered throughout memory.
  - b) Similar data types scattered throughout memory.
  - c) Similar data types place continuously in memory.
  - d) Different data types place continuously in memory.
  
7. Which is last element of array, if we declared integer array `int Salary [10];` ?
  - a) `Salary[0];`
  - b) `Salary[1];`
  - c) `Salary[10 ];`
  - d) `Salary[9];`